

BASE SHEET ATTACHMENT TO LIGHTWEIGHT INSULATING CONCRETE AND VARIOIUS GYPSUM ROOFDECKS.

COMPOSITION

Fastener: Precision formed from polymer coated steel to prevent corrosion. Rectangular dual gripping legs, 1.7" long.

Disk: Precision formed from coated steel to prevent corrosion. Integrally locked to fastener. Rib reinforced cap, 2.7" diameter.

CODE APPROVALS & LISTINGS

FM Global



Miami-Dade County



Underwriters Lab



TECHNICAL DATA

Fastening Pattern: Consult Factory Mutual, Underwriters Lab, or Miami-Dade requirements for recommended pattern in normal, exposed, and hurricane areas.

Field Testing: On-site withdrawal testing should always be performed to evaluate the ability of the roofing substrate to satisfactorily accept and retain fasteners. Such testing may alter fastener selection and modify applicable fastening patterns.

INSTALLATION

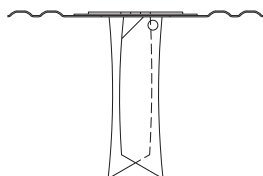
Equipment: Always use the Magnetic Driver to assure proper fastener installation.

Method: Drive FM-90 as an ordinary nail. DO NOT TOE. Seat cap flush with roofing surface (see illustration).

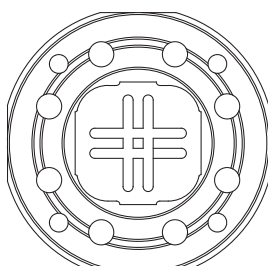
Operation: As FM-90 is driven, dual legs diverge and cut a plug of deck material that wedge and anchor the FM-90 in its own hole. No pre-drilling is required.

PRODUCT SELECTION

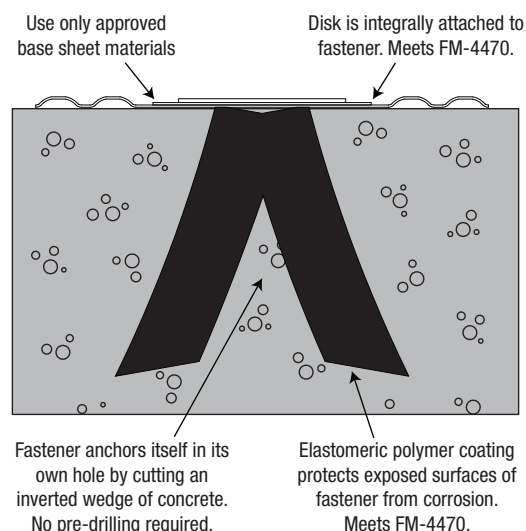
Part No.	Part Length		Pkg. Qty.	Pkg. Wt.	Pallet Qty.
FM-90-1700	1.7"	43.2 mm	1000	40 lbs.	18,000



Length: 1.2 inches



Diameter: 2.7 inches



USING THE FM-90

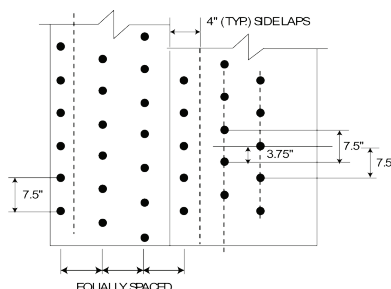
Fastener density and spacing vary depending on applicable uplift requirements. Local codes, governing approval bodies, membrane manufacturers, and individual roofdeck manufacturers all may have specific requirements that need to be addressed prior to beginning any roofing project. The following illustrates a typical FM Global Approved fastening pattern widely accepted for use by membrane and roofdeck manufacturers.

FASTENING GUIDE I

CLASS I-90 WINDSTORM CLASSIFICATION

An FM approved base sheet is secured to an FM approved lightweight insulating concrete roofdeck as outlined in the current edition of the FMRC Approval Guide and/or RoofNav.

The base sheet is secured in the field on the roof with FM-90 fasteners installed 7.5" on center in 4" wide side laps and 7.5" on center, staggered in 2 rows, equally spaced, between the side laps.



When fastening meter-wide material with this pattern, expect to use approximately 165 fasteners per square (100 ft²).

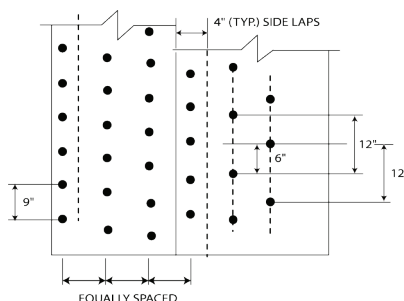
IMPORTANT: Prior to roofing, on-site withdrawal testing should always be performed to evaluate the ability of the roofing substrate to satisfactorily accept and retain fasteners. Such testing may alter fastening selection and modify applicable fastening patterns.

FASTENING GUIDE II

CLASS I-90 WINDSTORM CLASSIFICATION, CELCORE NEW CONSTRUCTION ONLY

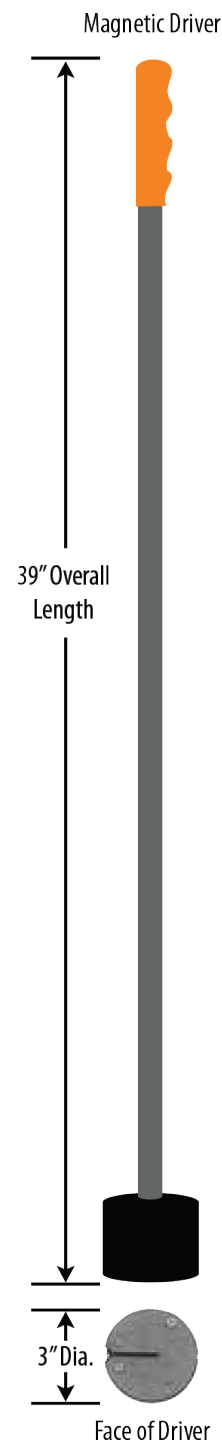
An FMRC approved base sheet is secured to an FMRC approved lightweight insulating concrete roofdeck as outlined in the current edition of the FMRC Approval Guide and/or RoofNav.

The base sheet is secured in the field on the roof with FM-90 fasteners installed 9" on center in 4" wide side laps and 12" on center, staggered in 2 rows, equally spaced, between the side laps.



When fastening meter-wide material with this pattern, expect to use approximately 113 fasteners per square (100 ft²).

IMPORTANT: Prior to roofing, on-site withdrawal testing should always be performed to evaluate the ability of the roofing substrate to satisfactorily accept and retain fasteners. Such testing may alter fastening selection and modify applicable fastening patterns.



Bulletin No. TF-22112

DISCLAIMER

The information provided here is subject to change without notice. The performance specifications published in this TRUFAST® product literature are based on controlled laboratory tests and are intended as a guideline only. They are not guaranteed in any way by the ALTENLOH, BRINCK & CO. US, INC., since building design, engineering, and construction,

including workmanship and materials, are beyond the control of the manufacturer. The manufacturer recommends that pull-out tests be conducted to verify the substrate provides adequate pull-out values.